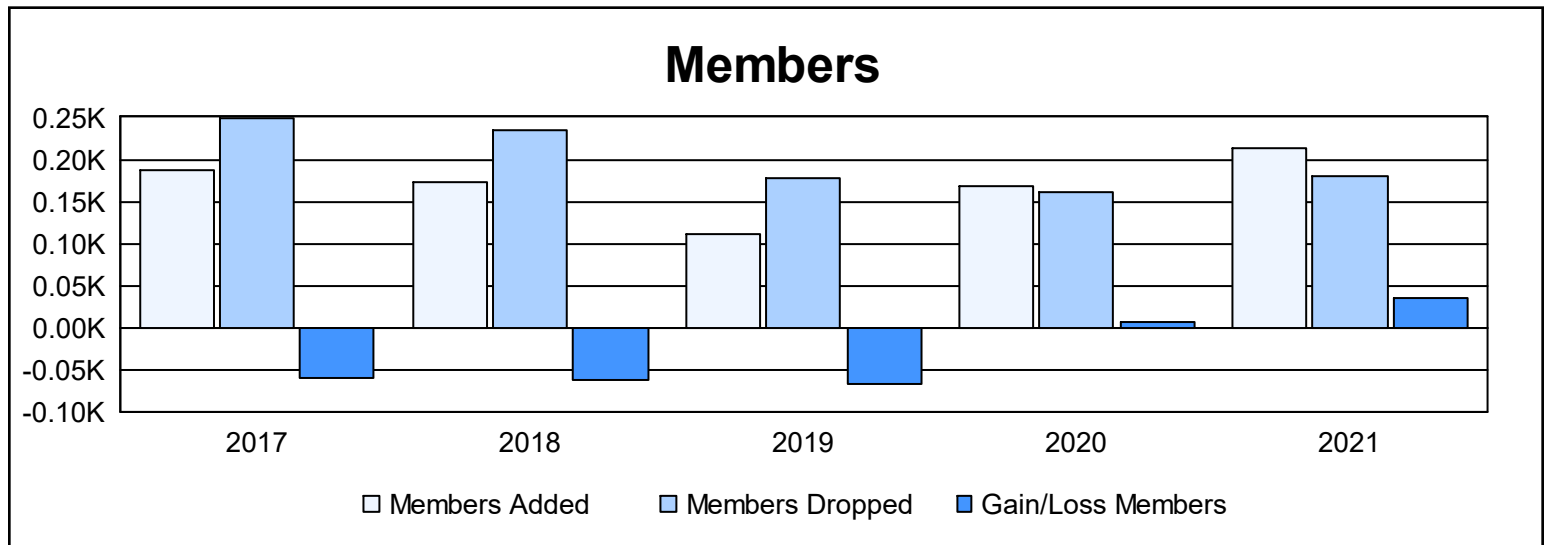
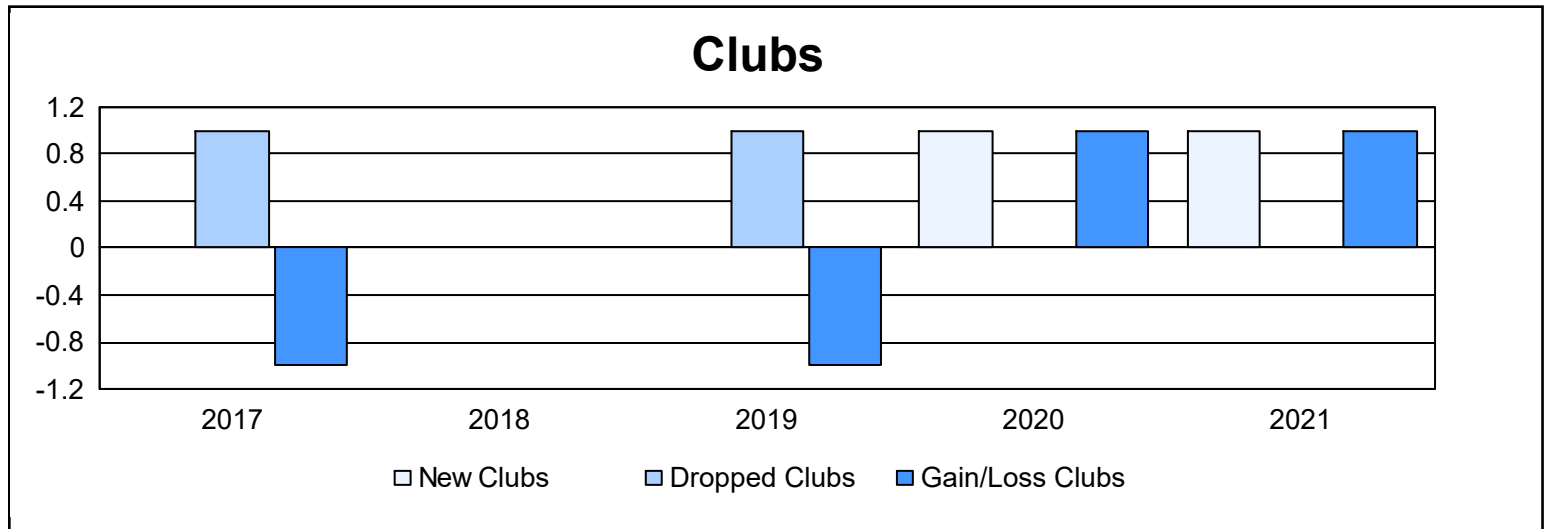
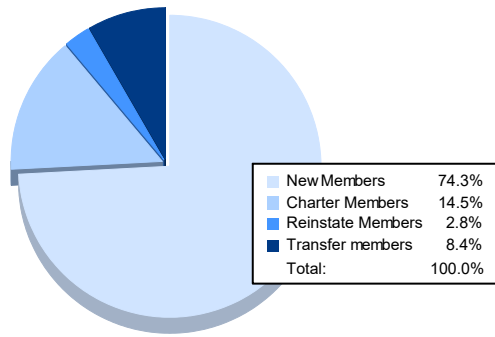


| Year | New Clubs | Dropped Clubs | Gain/ Loss Clubs | New Members | Charter Members | Reinstate Members | Transfer Members | Total Member Added | Total Members Dropped | Gain/ Loss Members |
|----------------|-----------|---------------|------------------|-------------|-----------------|-------------------|------------------|--------------------|-----------------------|--------------------|
| 2016-2017 | 0 | 1 | -1 | 157 | 9 | 1 | 21 | 188 | 249 | -61 |
| 2017-2018 | 0 | 0 | 0 | 150 | 2 | 4 | 16 | 172 | 234 | -62 |
| 2018-2019 | 0 | 1 | -1 | 90 | 1 | 9 | 10 | 110 | 177 | -67 |
| 2019-2020 | 1 | 0 | 1 | 122 | 34 | 3 | 8 | 167 | 161 | 6 |
| 2020-2021 | 1 | 0 | 1 | 159 | 31 | 6 | 18 | 214 | 180 | 34 |
| Average | 0 | 0 | 0 | 136 | 15 | 5 | 15 | 170 | 200 | -30 |



Membership Composition June 2021 Cumulative



Gender Composition June 2021 Cumulative

